

Sunshine Health

Title XIX

Prior Authorization Metrics Summary

Effective 12/31/2025



Important Notice Regarding Prior Authorization Data

The prior authorization information posted here may differ from data submitted to state or federal regulators, which may be compiled using different methodologies, reporting periods, data sources, or validation processes. This information is provided for transparency and informational purposes only and should not be relied upon as a complete or definitive representation of all prior authorization activity.

Additionally, the data presented on this website is derived from multiple operational systems and reflects information available at the time of publication. Due to system limitations, data integration constraints, and ongoing process enhancements, certain prior authorization requests, determinations, or attributes may not be fully captured or reflected in this dataset.

Prior Authorization Metrics Summary - Medicaid : State Code Derived : FL-CMS 19

Standard Prior Authorizations:

Metric Name	How many times this happened	Out of total requests	Percentage
Requests Approved	265,500	296,583	89.52%
Requests Denied	31,083	296,583	10.48%
Request Approved Only After Time for Review was extended	3,546	5,636	62.92%
Request Approved Only After Appeal	1,502	5,684	26.43%

Metric Name	Average Time	Median Time
Standard (non-urgent) Prior Authorization Requests	2 days	0 days

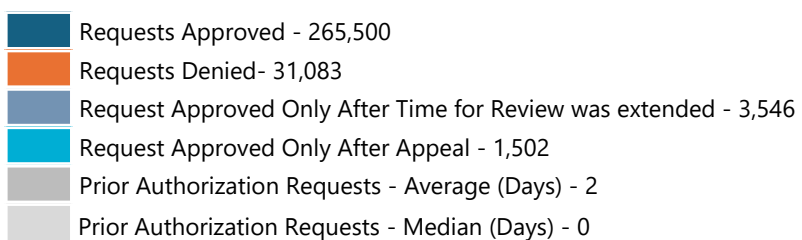
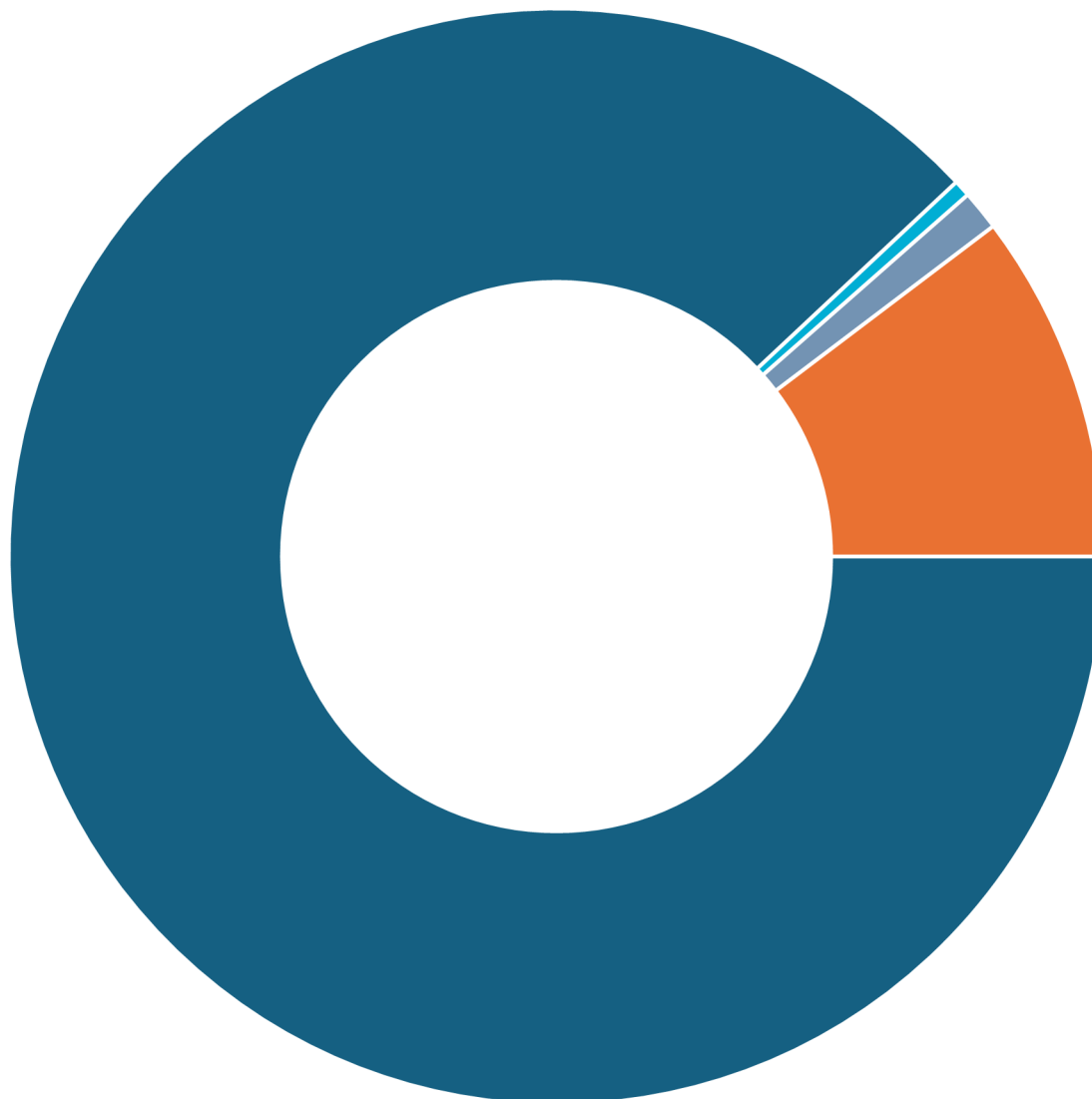
Expedited Prior Authorizations:

Metric Name	How many times this happened	Out of total requests	Percentage
Requests Approved	7,122	7,385	96.44%
Requests Denied	263	7,385	3.56%
Request Approved Only After Time for Review was extended	121	131	92.37%
Request Approved Only After Appeal	694	755	91.92%

Metric Name	Average Time	Median Time
Expedited (urgent) Prior Authorization Requests	1 days	0 days

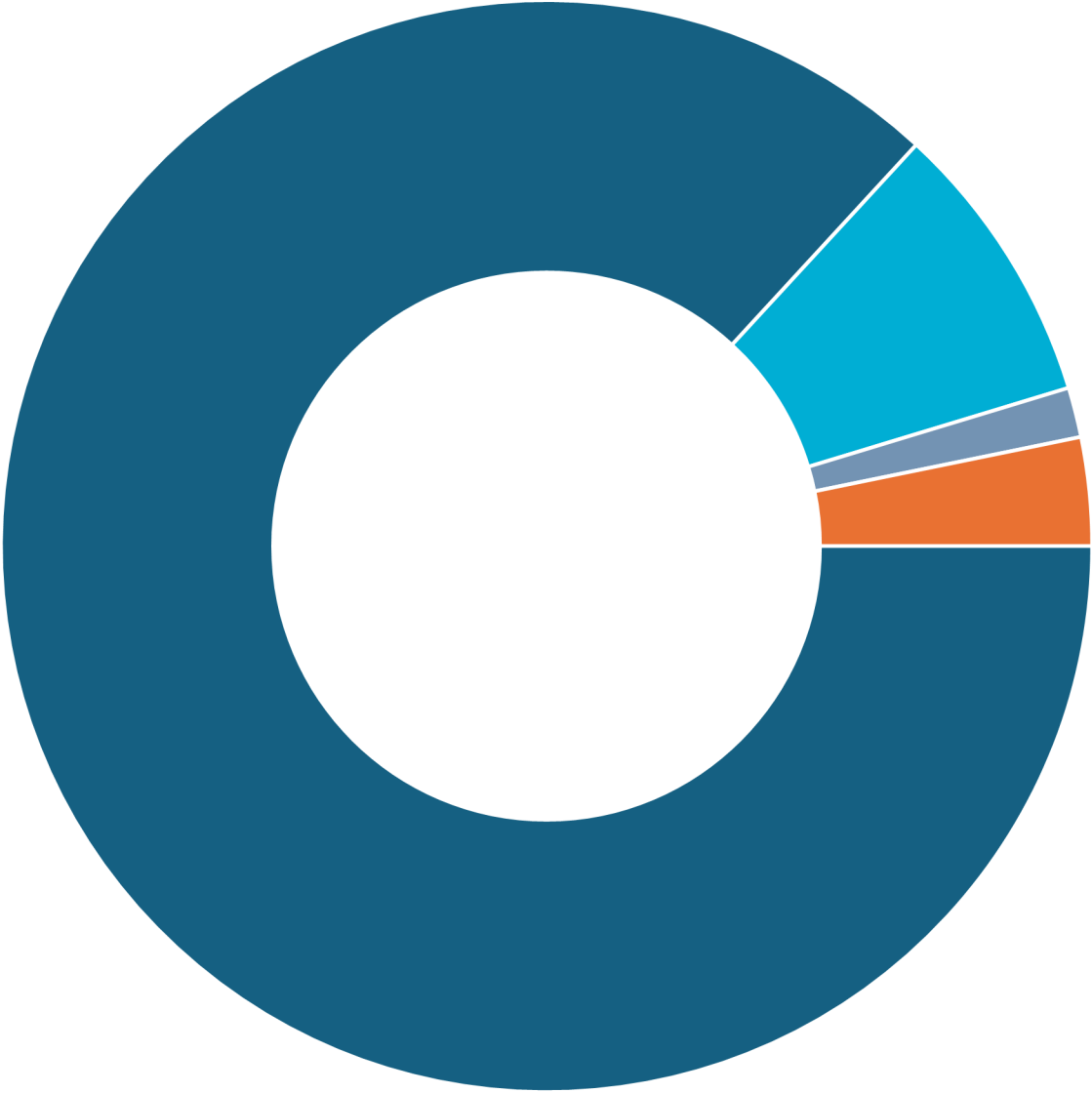
In 2025, Medicaid: State Code Derived: FL-CMS 19 received a total of 296,583 standard (non-urgent) prior authorization requests for our covered patients.

89.52% of those requests were approved:



In 2025, Medicaid: State Code Derived: FL-CMS 19 received a total of 7,385 expedited (urgent) prior authorization requests for our covered patients.

96.44% of those requests were approved:



- Request Approved - 7,122
- Request Denied - 263
- Request Approved Only After Time for Review was extended - 121
- Request Approved Only After Appeal - 694
- Prior Authorization Requests - Average (Days) - 1
- Prior Authorization Requests - Median (Days) - 0